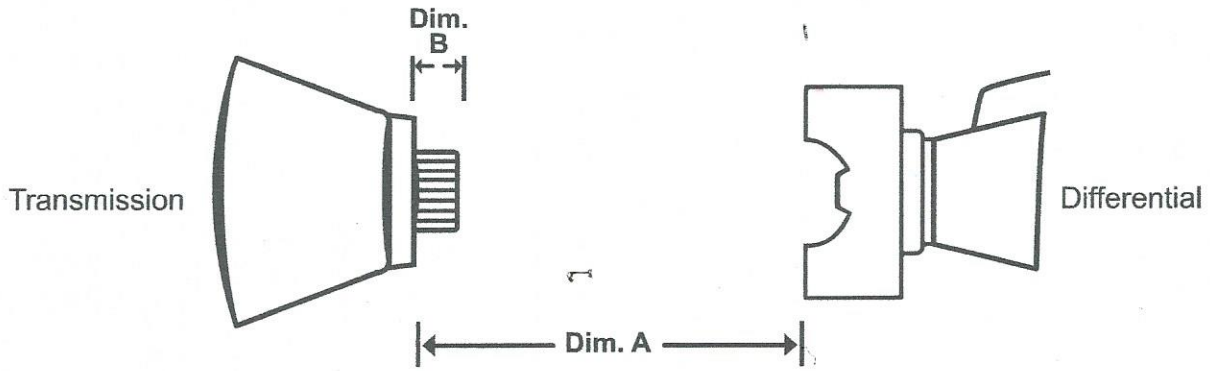




Transmission & Slip Yoke Information Form

****All length measurements should be taken with vehicle at ride height****

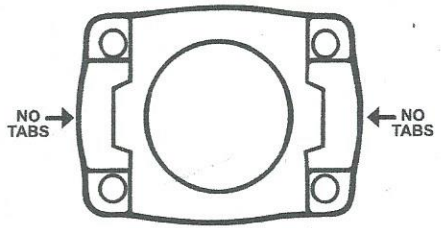
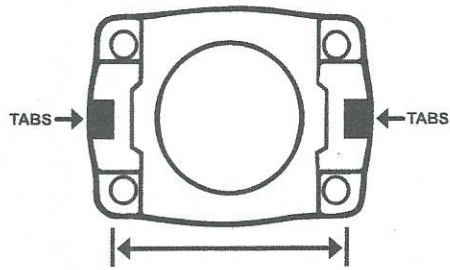


Dim. A: _____ Dim. B: _____

Type of transmission: _____ Horsepower level: _____ Rear tire diameter: _____

Approx. vehicle weight: _____ Intended use: _____ Gear ratio: _____

Pinion yoke type (circle one according to diagram below): **TABS** **NO TABS**



Distance between pinion yoke tabs: _____

